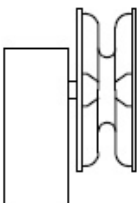
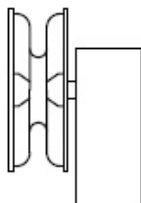
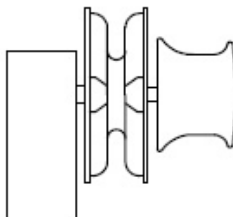
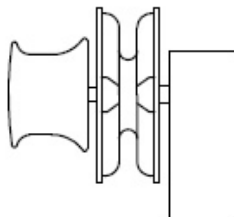
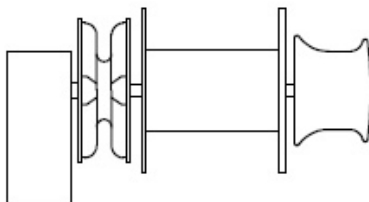
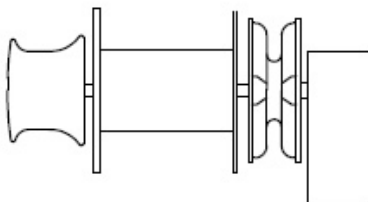
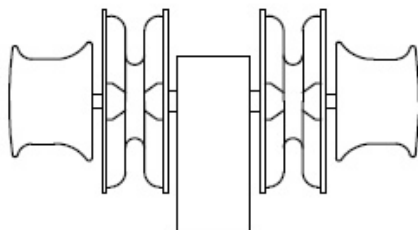
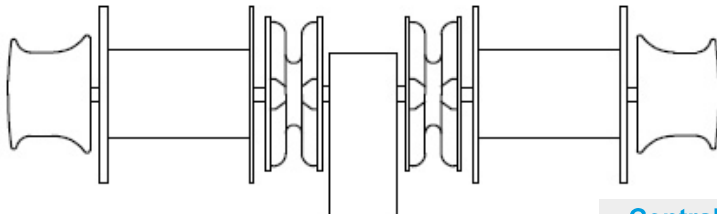


Winch & Windlass - Arrangement

For Windlass

Winch Model	Left Hand Model	Right Hand Model			
GH / GE					
WGH / WGE					
WDGH / WDGE					
WGHGW / WGEGW			Central Model		
WDGHGDW / WDGEGDW			Central Model		
Symbol	H	E	D	G	W
Standard for	Hydraulic Driving System	Electric Driving System	Drum	Gypsy	Warping Head